

Intergenerational Poverty Project

Quantitative Online Survey Report

November 27, 2018




LE THAT MATTER MOST TO YOUR SUCCESS WE
VE HELP YOU MOTIVATE AND PERSUADE THE
HE HEARTS AND MINDS OF THE PEOPLE THAT
MATTER MOST TO YOUR SUCCESS WE HELP YOU
MOTIVATE AND PERSUADE THE HEARTS AND MI
THE PEOPLE THAT MATTER MOST TO YOUR

Table of Contents

Background	3
Methodology	4
Executive Summary	5
Current Situation	10
Dreams, Successes, Challenges	23
Self Sufficiency	36
Mentors	45
Makeup of the Home	51
Free Time	57
Demographic Data	59

Background



Intergenerational poverty (IGP) is welfare dependency that continues from one generation to the next and has become a growing challenge to the social and economic health of families and communities.

The war on poverty has been an adult-centric effort. Programs designed to relieve situational poverty have focused on parents and adults and have failed to reduce or stop poverty in future generations. The war to break the cycle of welfare dependency must be waged differently. Growing evidence suggests the war on IGP must be child-centric and focus on the children living in IGP. Poverty relief and breaking the cycle of welfare dependency are distinctly different issues.

The Georgia Center for Opportunity, and other organizations, have developed some understanding of IGP from the top down and across stakeholder networks. IGP is very different than situational poverty and it requires extraordinary solutions. The first step is to understand this population more intimately. Aggregate data and aggregate solutions will not effectively assist IGP children and their families. We need to understand children and families living in intergenerational poverty intimately. Importantly, government and private poverty relief agencies are not providing (and, for several reasons, cannot provide) the deeper research needed. While a top priority for state policy makers, IGP will never be successfully addressed without more understanding leading to more direct interventions.

This research is based on the assumption that deeper insights into how families understand and perceive their situation (challenges, barriers, motivations, values, etc.) will guide development of more effective solutions and policies.

Methodology

AUDIENCE

PHASE 1*: Illumination Lab

- Parent-child pairs who struggle with poverty and specifically where the parents grew up in households with similar challenges.



IGP Parents
n=21



IGP Teens (12-18)
n=20

PHASE 2:

- **IGP Survey:** Parents 19+ and Teens 12-18 living in Intergenerational Poverty.
- **Omnibus survey:** Teens 13-17 years old



IGP Parents
n=703



IGP Teens (12-18)
n=300



Teens (13-17)
n=502

MODE

PHASE 1*: Illumination Lab



PHASE 2: Online Survey



LENGTH

PHASE 1*:

- **Illumination Lab:** 90 min

PHASE 2:

- **IGP Survey:** 18 minutes
- **Omnibus survey:** 5 minutes



DATES

PHASE 1*:

- **Illumination Lab:**
 - Teen session: July 10th, 6:00 PM EDT
 - Parent session: July 10th, 8:00 PM EDT

PHASE 2:

- **IGP Survey:** Sept. 20-Oct. 2, 2018
- **Omnibus survey:** Nov. 13 - 18, 2018



GEOGRAPHY

PHASE 1*:

- Georgia: 9 pairs
- Utah: 12 pairs

PHASE 2:

- Nationally representative based on Census regions

**Phase 1 – This was a qualitative phase that helped to inform and refine the Phase 2 quantitative research.*

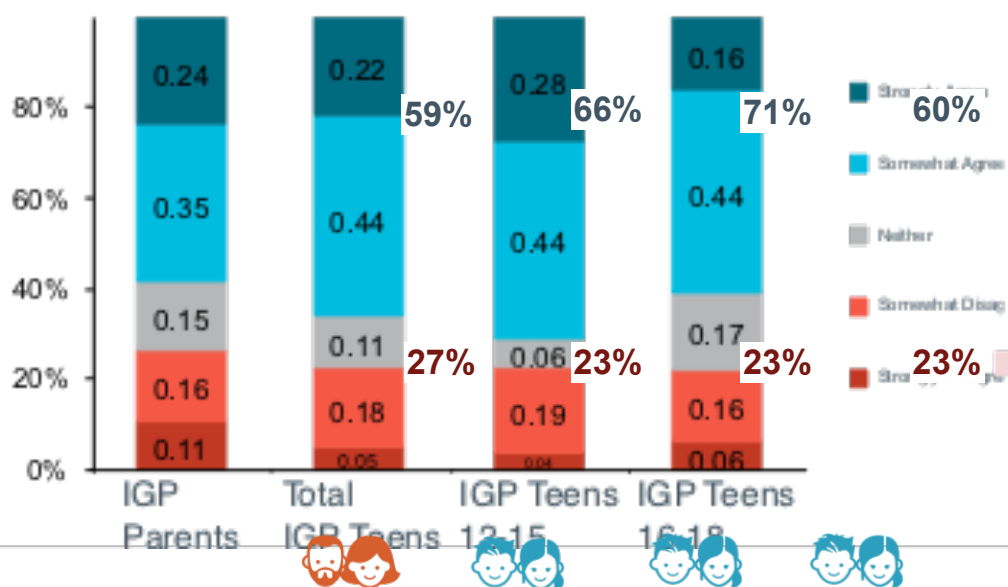
Note: Parents were asked about the behavior of their teens – not themselves. See slide footers for exact question wording.

CURRENT SITUATION

AS WE HELP YOU MOTIVATE AND PERSUADE THE
HEARTS AND MINDS OF THE PEOPLE THAT
MATTER MOST TO YOUR SUCCESS WE HELP YOU

Perception of IGP Families: “My family is on solid footing”

Agree/Disagree: My family is on solid footing—we have what we need and everyone and everything is doing ok.



Agree: On Solid Footing

	IGP Parents	IGP Teens 12-18
Culture of Dependency (Believe Important and Challenging to qualify for Public Aid)	66%	-
Any abuse in HH at least once a week	57%	65%
Anyone in HH had/ fathered a child before the age of 21	57%	64%
Any Utility Turned Off	55%	57%

What Your Family Needs to Get Back on Solid Footing

IGP Parents

46% Finance
28% Employment
21% Living conditions
11% Health & Disabilities
4% Education

Total IGP Teens

42% Finance
42% Employment
19% Health & Disabilities
17% Living conditions
3% Education

BASE: IGP Parents (n=703), Total IGP Teens (n=300), IGP Teens 12-15 (n=160), IGP Teens 16-18 (n=140)
Q205. How much do you agree or disagree with the following statement?

BASE: Disagree; IGP Parents (n=187), Total IGP Teens (n=69)

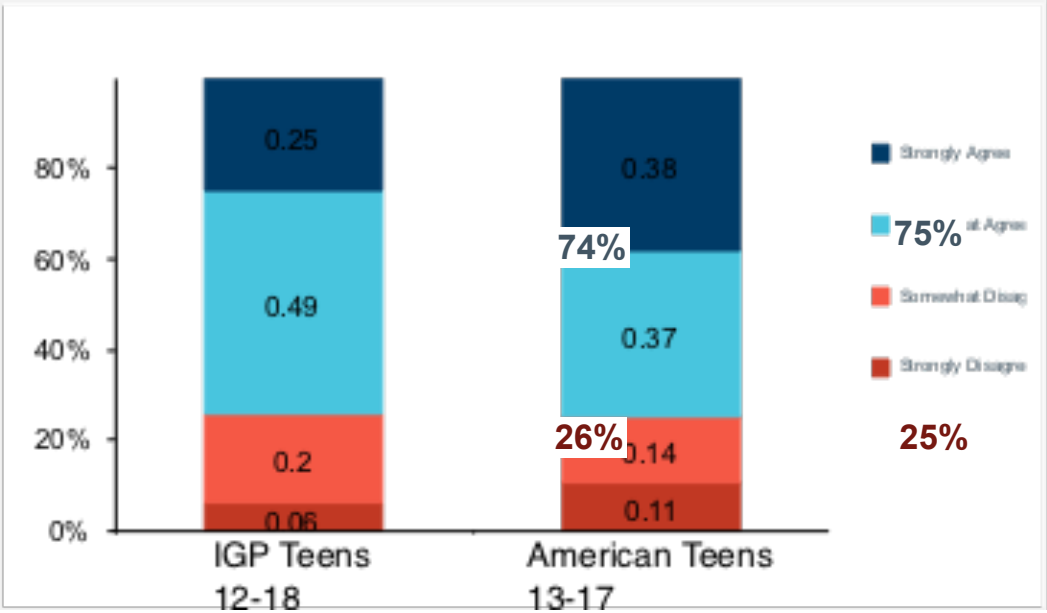
Q208. What do you feel you or your family would need to get back on solid footing where you have what you need and everyone and everything is doing ok?



Perception of Teens: “My family is on solid footing”



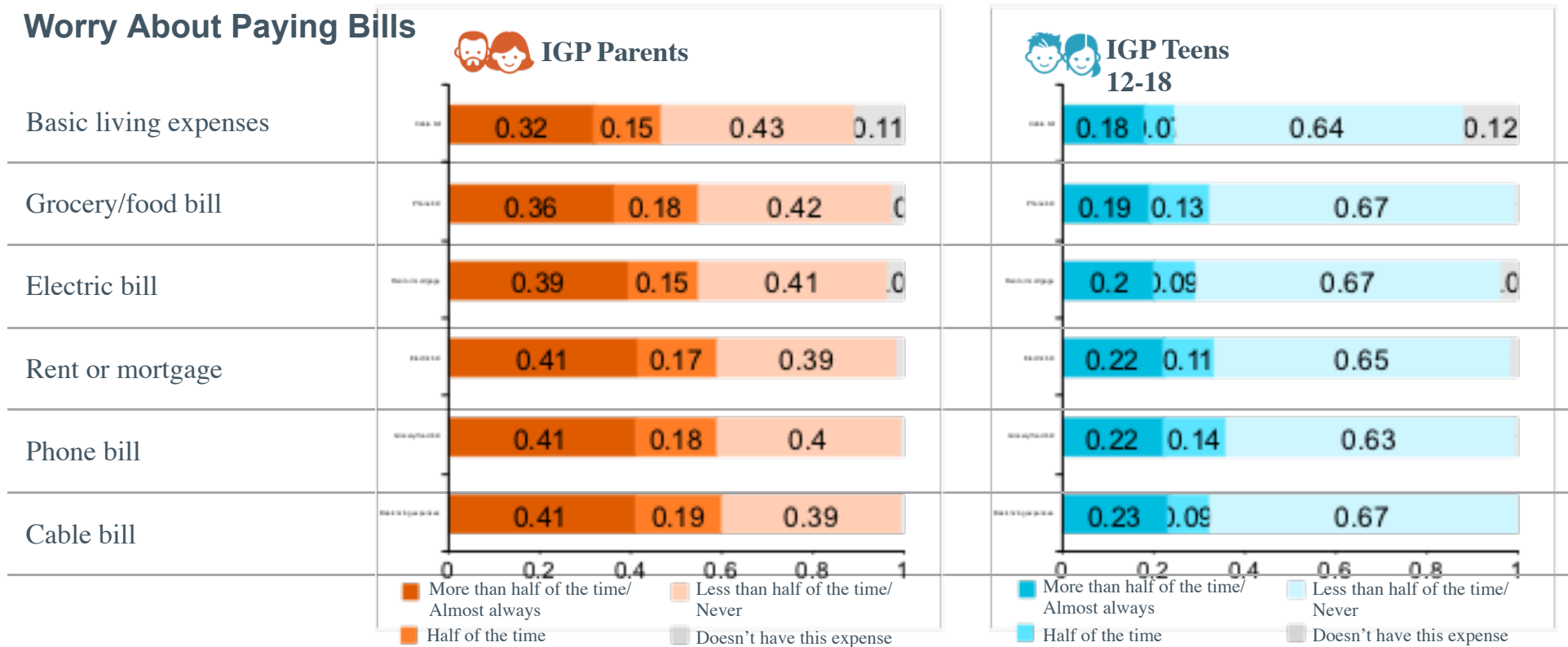
Agree/Disagree: My family is on solid footing—we have what we need and everyone and everything is doing ok.



Note: To ensure comparability of the results the question has been re-based:
- In the IGP survey the option "Neither disagree nor agree" has been eliminated
- In the Omnibus study the option "Not applicable" has been eliminated

Concern about Paying Bills

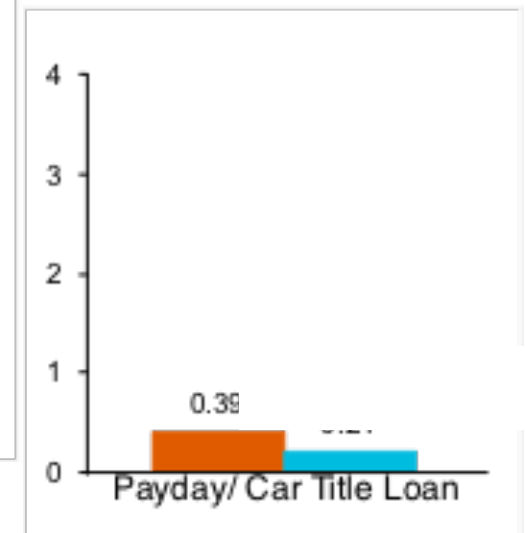
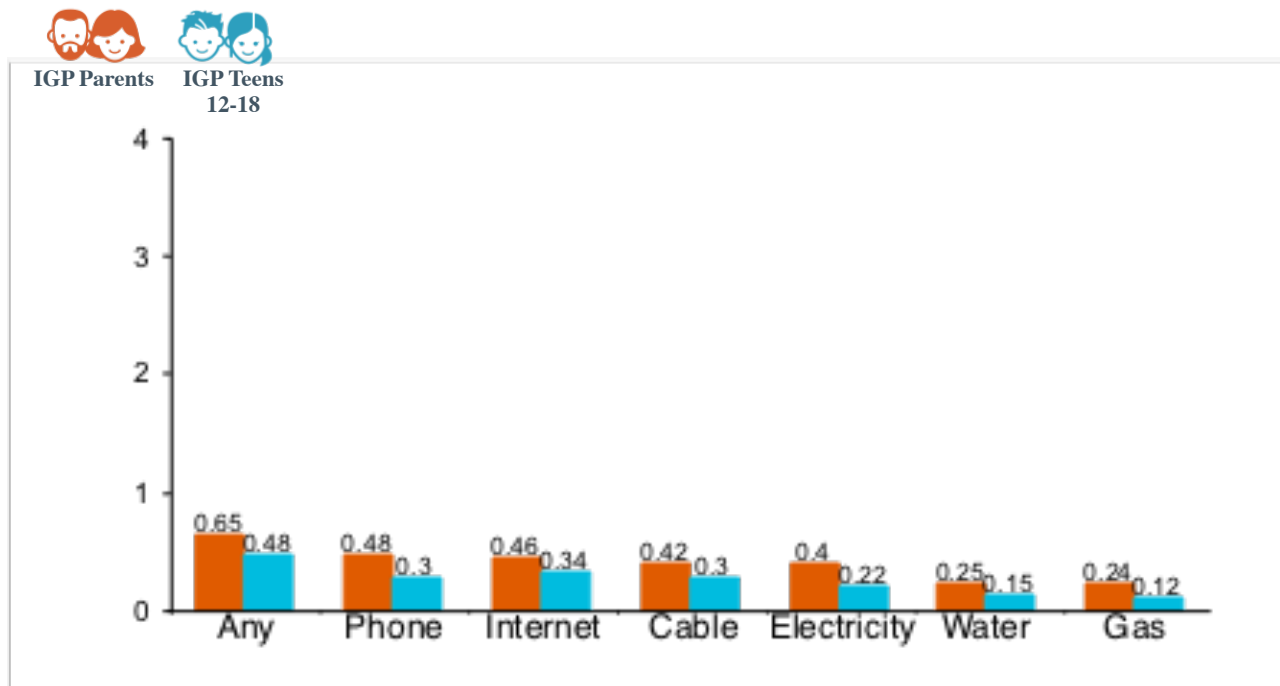
Worry About Paying Bills



Utility Shutoff in the Home

% Utilities Ever Turned Off

% Ever Used



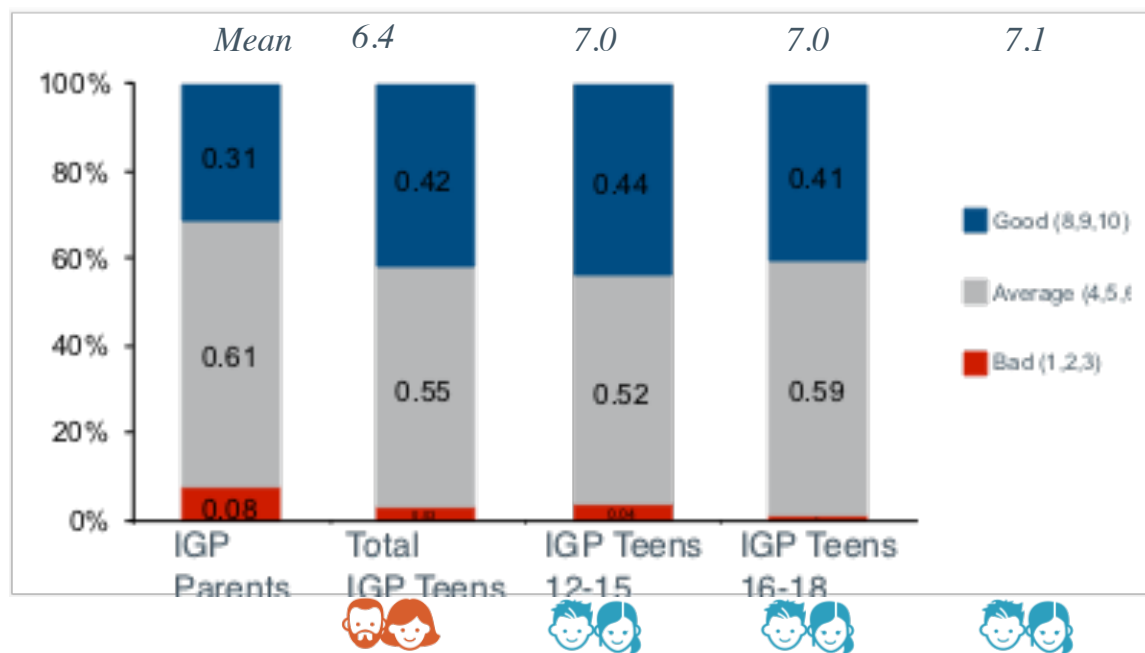
BASE: IGP Parents (n=703), IGP Teens 12-18 (n=300)

Q515. Has anyone in your household ever used a payday or car title loan lender?

Q525. Have any of the following services ever been turned off at your home?

Perception of IGP Families: *Overall Situation in Life*

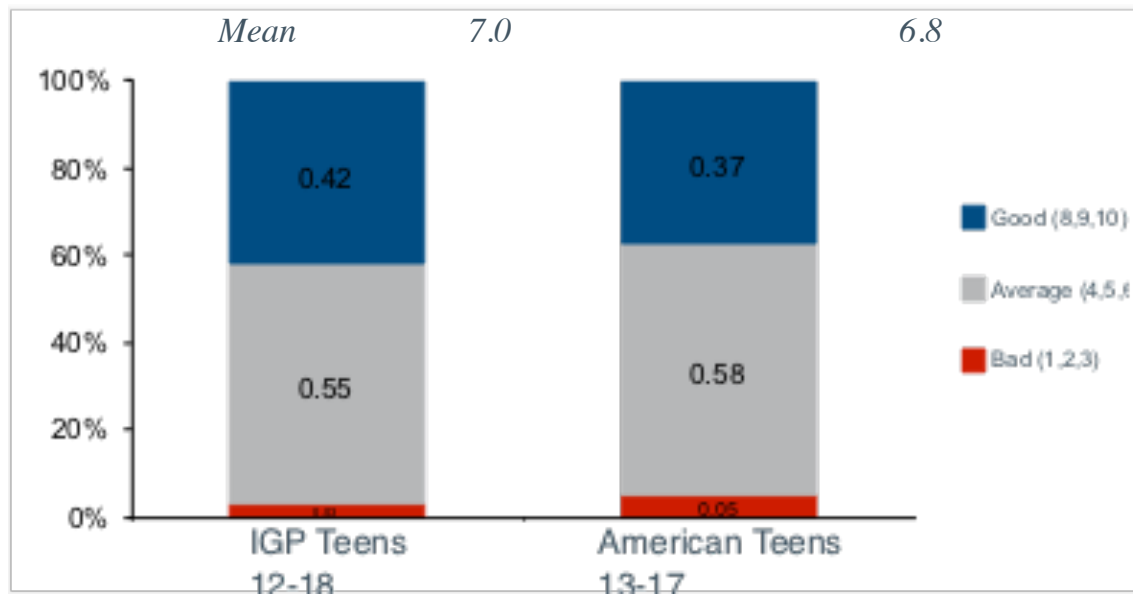
Rate Overall Situation in Life



		IGP Parents	IGP Teens 12-18
Any abuse in HH at least once a week	<i>Good</i>	31%	30%
	<i>Average</i>	59%	65%
	<i>Bad</i>	10%	5%
Parents financial situation when they were kids was worse	<i>Good</i>	NA	46%
	<i>Average</i>	NA	52%
	<i>Bad</i>	NA	2%
Parents financial situation when they were kids was similar	<i>Good</i>	NA	39%
	<i>Average</i>	NA	58%
	<i>Bad</i>	NA	3%

Perception of Teens: *Overall Situation in Life*

Rate Overall Situation in Life

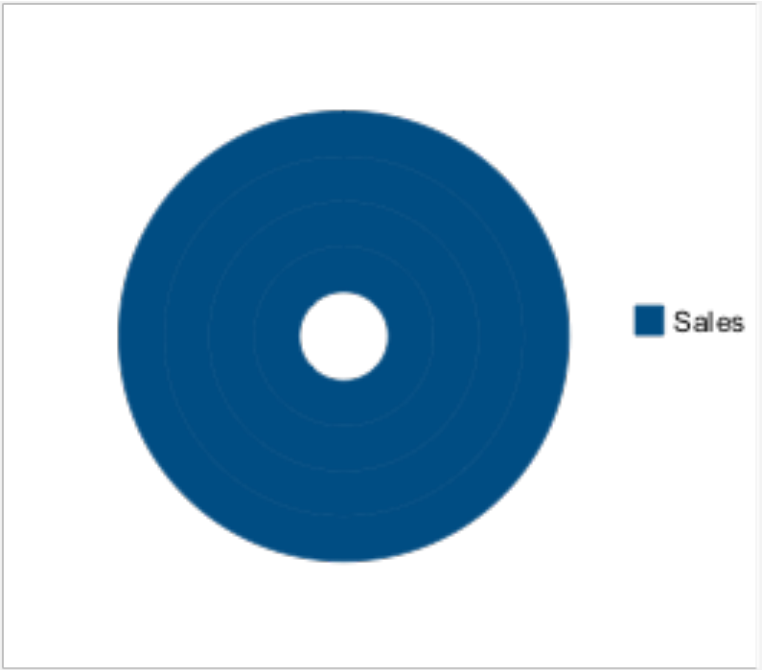




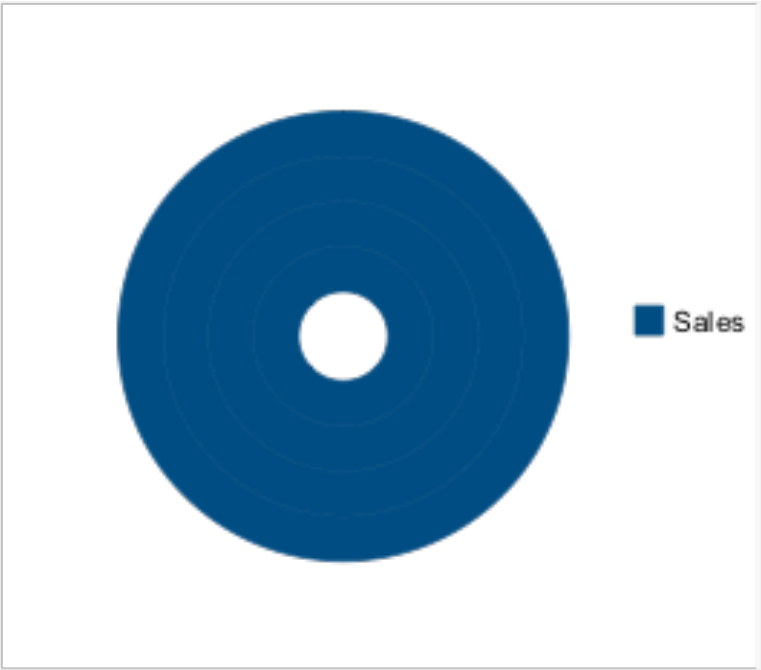
Perception of Teens: *Happiness*



Level of Happiness



**IGP Teens
12-18**



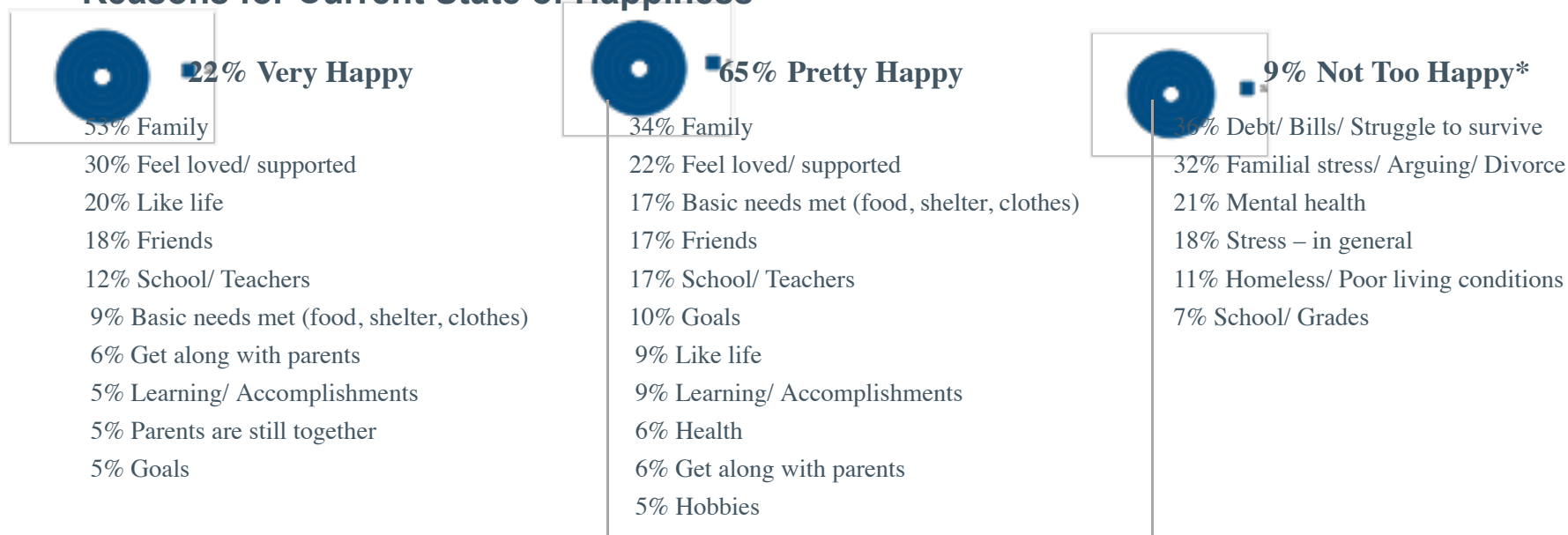
**American Teens
13-17**



Reasons for Current State of Happiness



Reasons for Current State of Happiness



Note: Only mentions with more than 5% have been included

** Small base*

BASE: IGP Teens 12-18 (n=300)

Q504. Taken all together, how would you say things are these days – would you say that you are very happy, pretty happy or not too happy?

BASE: Very happy (n=66), Pretty happy (n=195), Not too happy (n=28)

Q505. You mentioned that you are INSERT RESPONSE FROM Q504, if you could identify the single biggest reason that you are INSERT RESPONSE FROM Q504, what would that be?

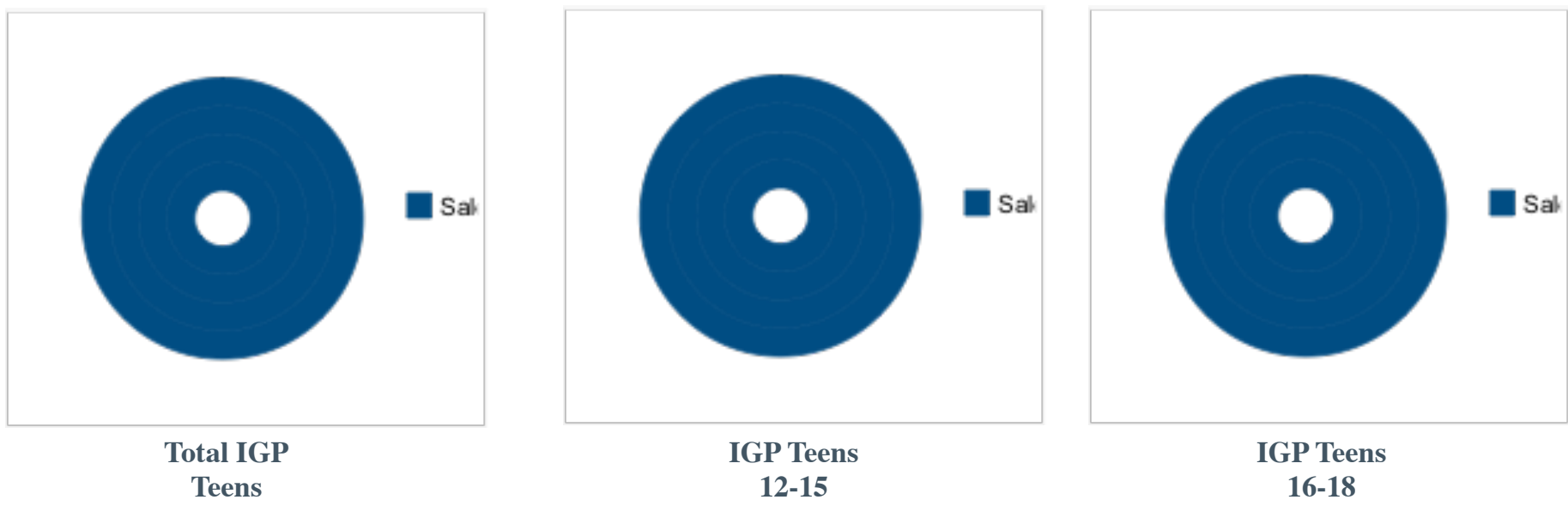


Perception of IGP Teens: *Happiness Compared to Others*



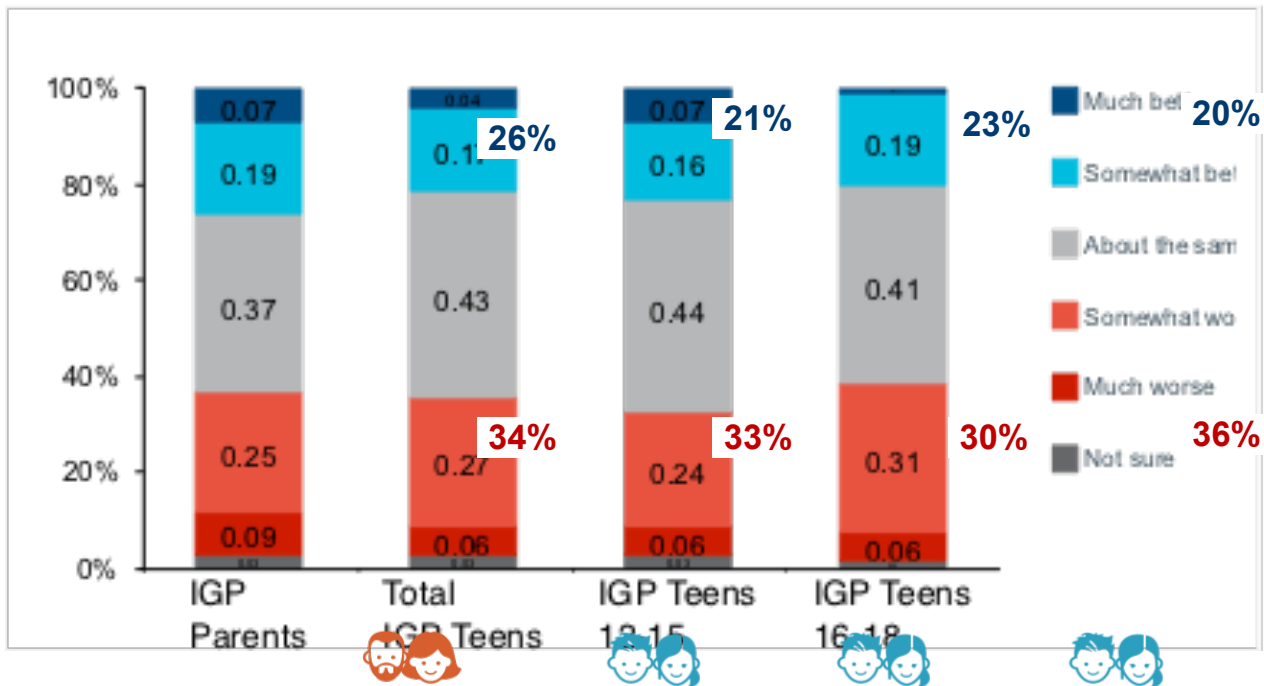
IGP Teens
12-18

Happiness Compared to Others



Perception of IGP Families: *Financial Situation Compared to Others*

Financial Situation Compared to Others



	IGP Parents	IGP Teens 12-18
Any service turned off		
Better	24%	14%
Worse	40%	43%

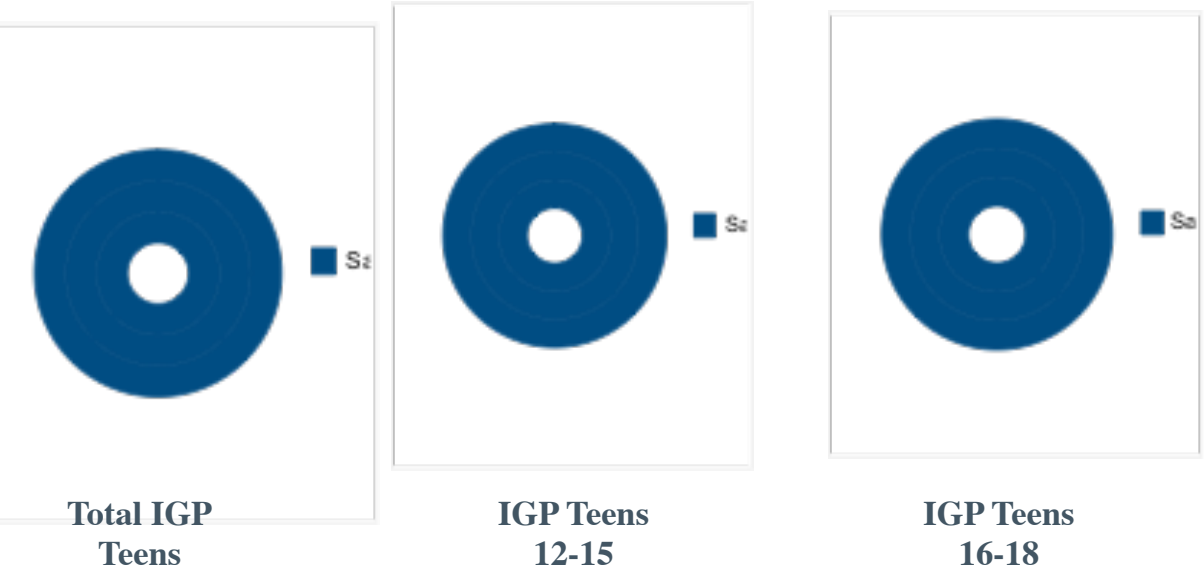


Perception of IGP Teens: *Satisfaction if Attained Parents' Situation*



IGP Teens
12-18

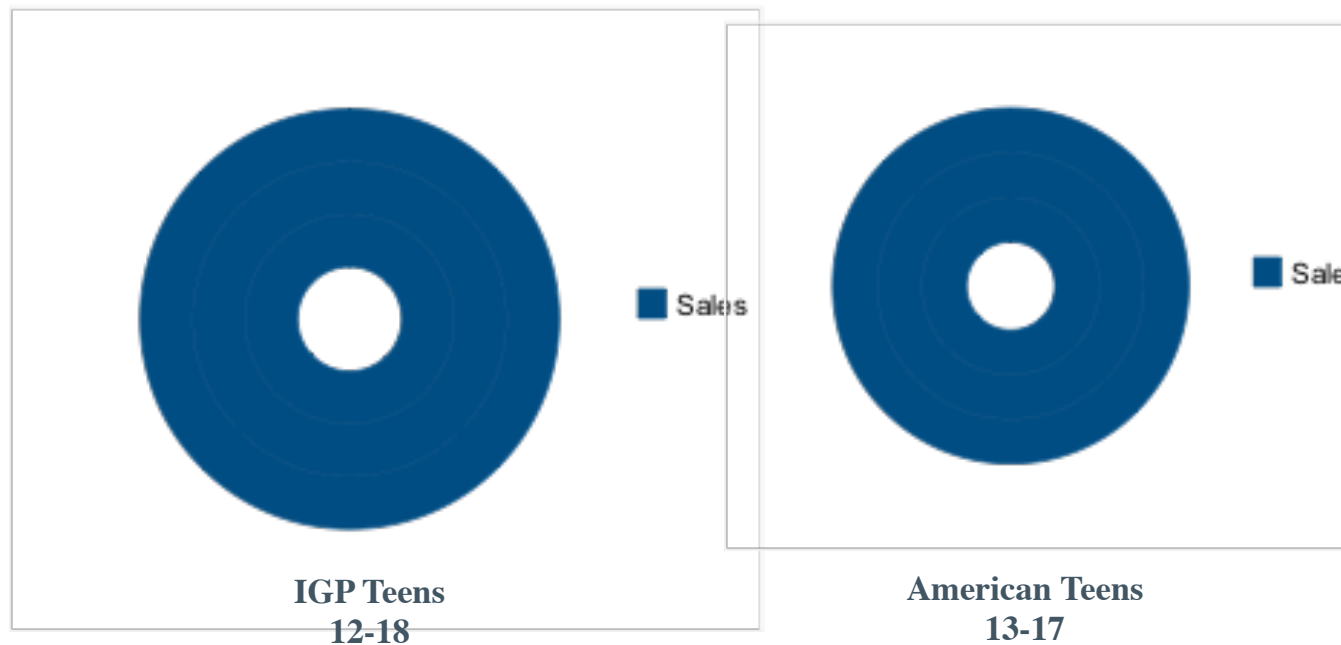
Would be Satisfied if Attained to Parents' Situation



		IGP Teens 12-18
Any abuse in HH at least once a week	Satisfied	23%
	Average	46%
	Dissatisfied	31%
Believe Important to qualify for public assistance	Satisfied	37%
	Average	40%
	Dissatisfied	23%

Perception of Teens: *Satisfaction if Attained Parents' Situation*

Would be Satisfied if Attained to Parents' Situation



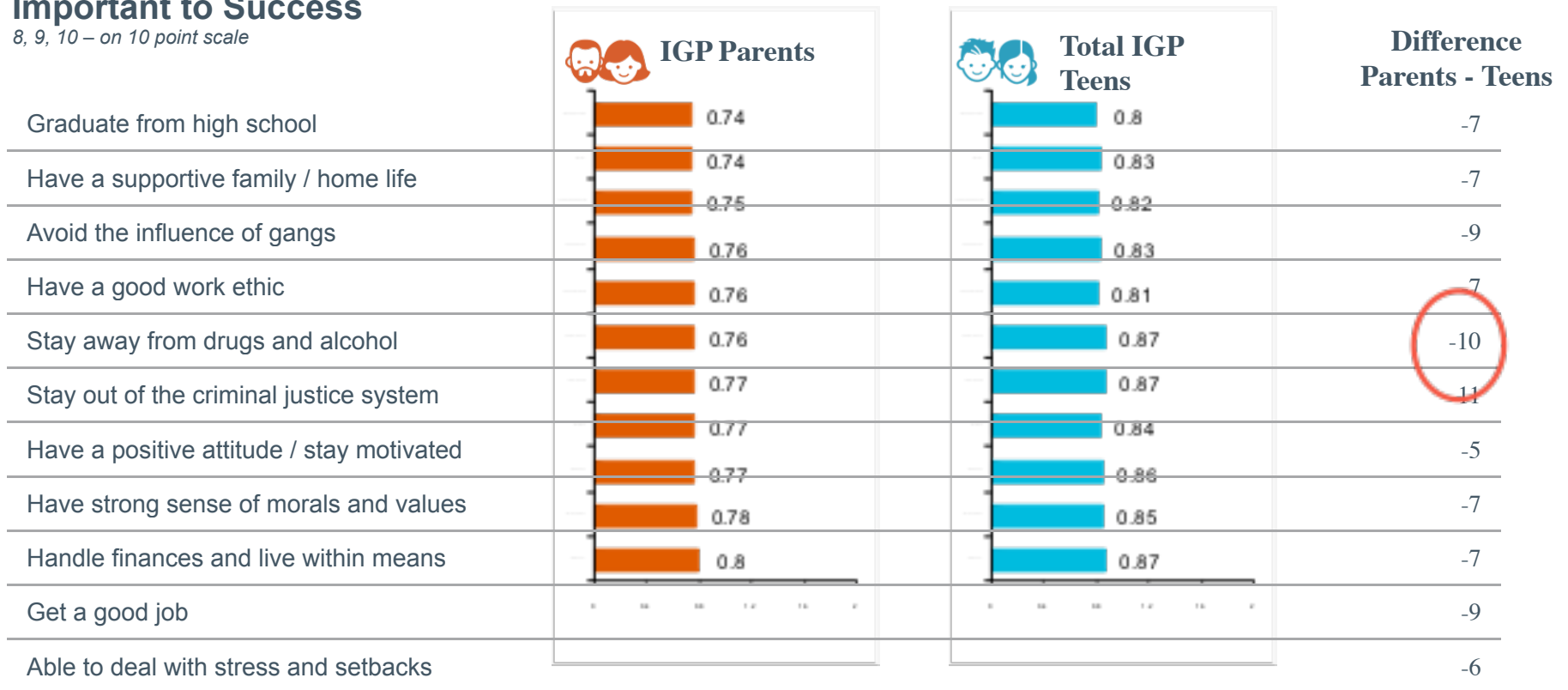
CHALLENGES, SUCCESSES, AND DREAMS

AS WE HELP YOU MOTIVATE AND PERSUADE THE
HEARTS AND MINDS OF THE PEOPLE THAT
MATTER MOST TO YOUR SUCCESS WE HELP YOU

Perception of IGP Families: *Factors Important to Success*

Important to Success

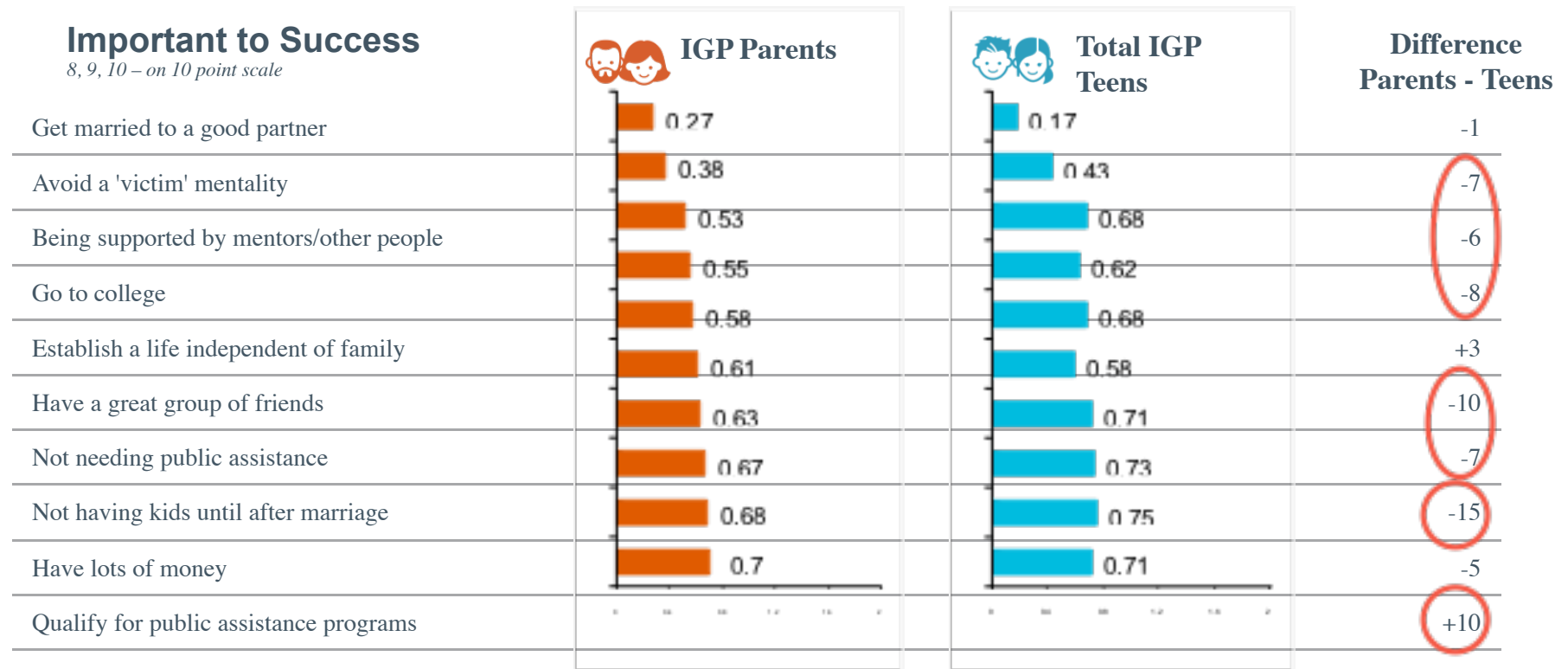
8, 9, 10 – on 10 point scale



BASE: IGP Parents (n=703), Total IGP Teens (n=300), IGP Teens 12-15 (n=160), IGP Teens 16-18 (n=140)

Q210. Many different factors can impact how successful young people will be in life. Please rate how important each of the following items are to [your/your child's] long-term success. Be sure to use the full scale to reflect your priorities of what is really important and the things that are less important.

Perception of IGP Families: *Factors Important to Success*



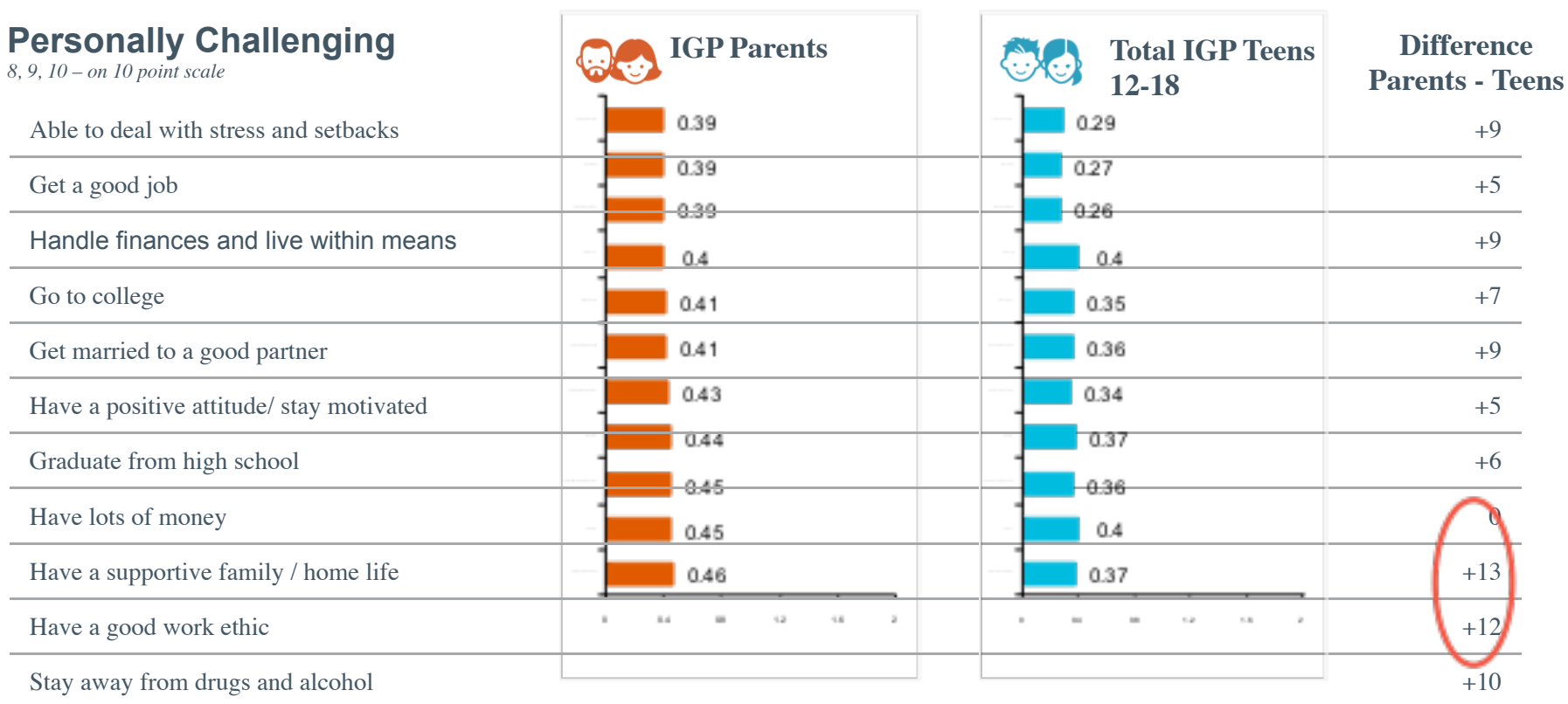
BASE: IGP Parents (n=703), Total IGP Teens (n=300), IGP Teens 12-15 (n=160), IGP Teens 16-18 (n=140)

Q210. Many different factors can impact how successful young people will be in life. Please rate how important each of the following items are to [your/your child's] long-term success. Be sure to use the full scale to reflect your priorities of what is really important and the things that are less important.

Perception of IGP Families: *Factors Challenging to Achieve*

Personally Challenging

8, 9, 10 – on 10 point scale



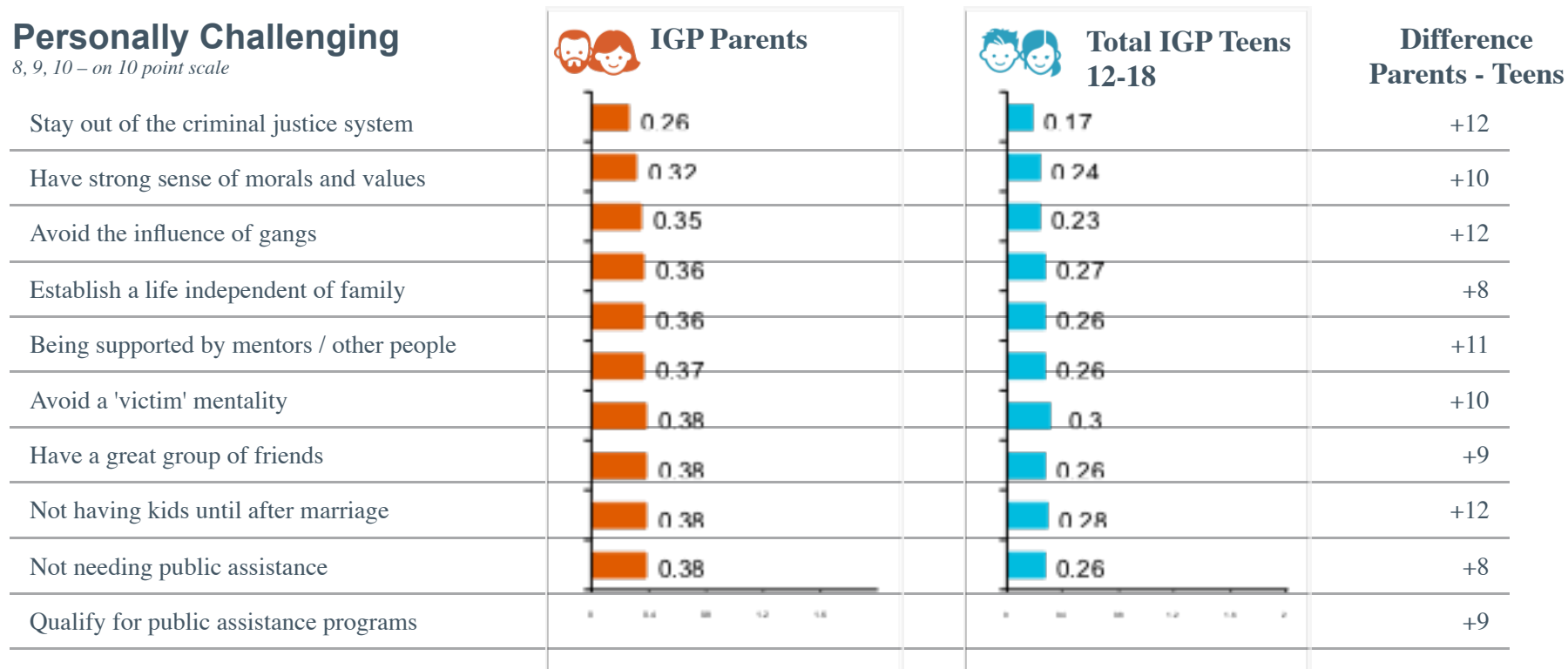
BASE: IGP Parents (n=703), IGP Teens 12-18 (n=300)

Pg. 21 Q215. Different things are challenging to different people. Please rate how big of a challenge you think each one is [for you personally/for your children as they grow up.]

Perception of IGP Families: *Factors Challenging to Achieve*

Personally Challenging

8, 9, 10 – on 10 point scale



BASE: IGP Parents (n=703), IGP Teens 12-18 (n=300)

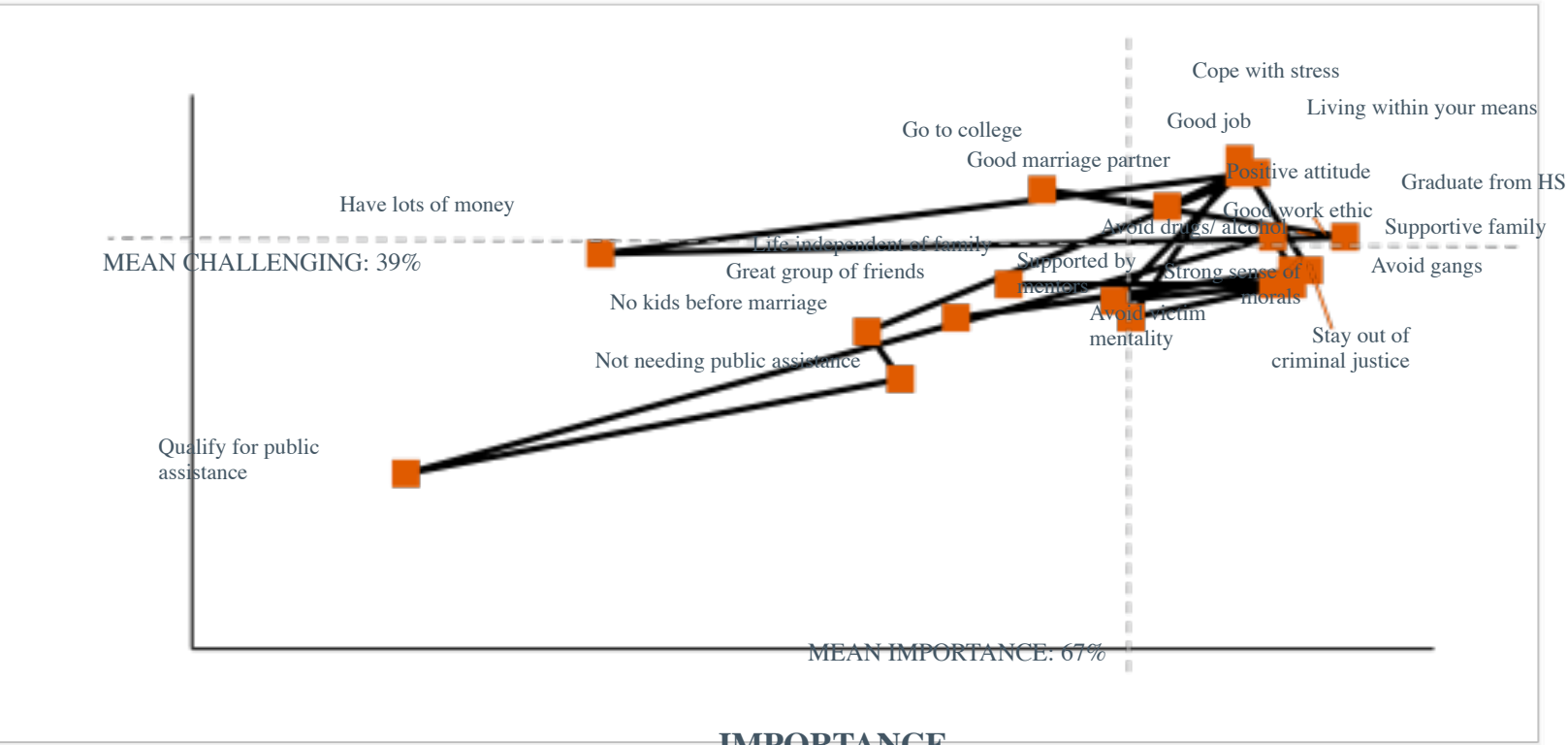
Pg. 22 Q215. Different things are challenging to different people. Please rate how big of a challenge you think each one is [for you personally/for your children as they grow up.]



Success Attributes: Importance vs. Challenging



CHALLENGING
8, 9, 10 - on 10 point scale



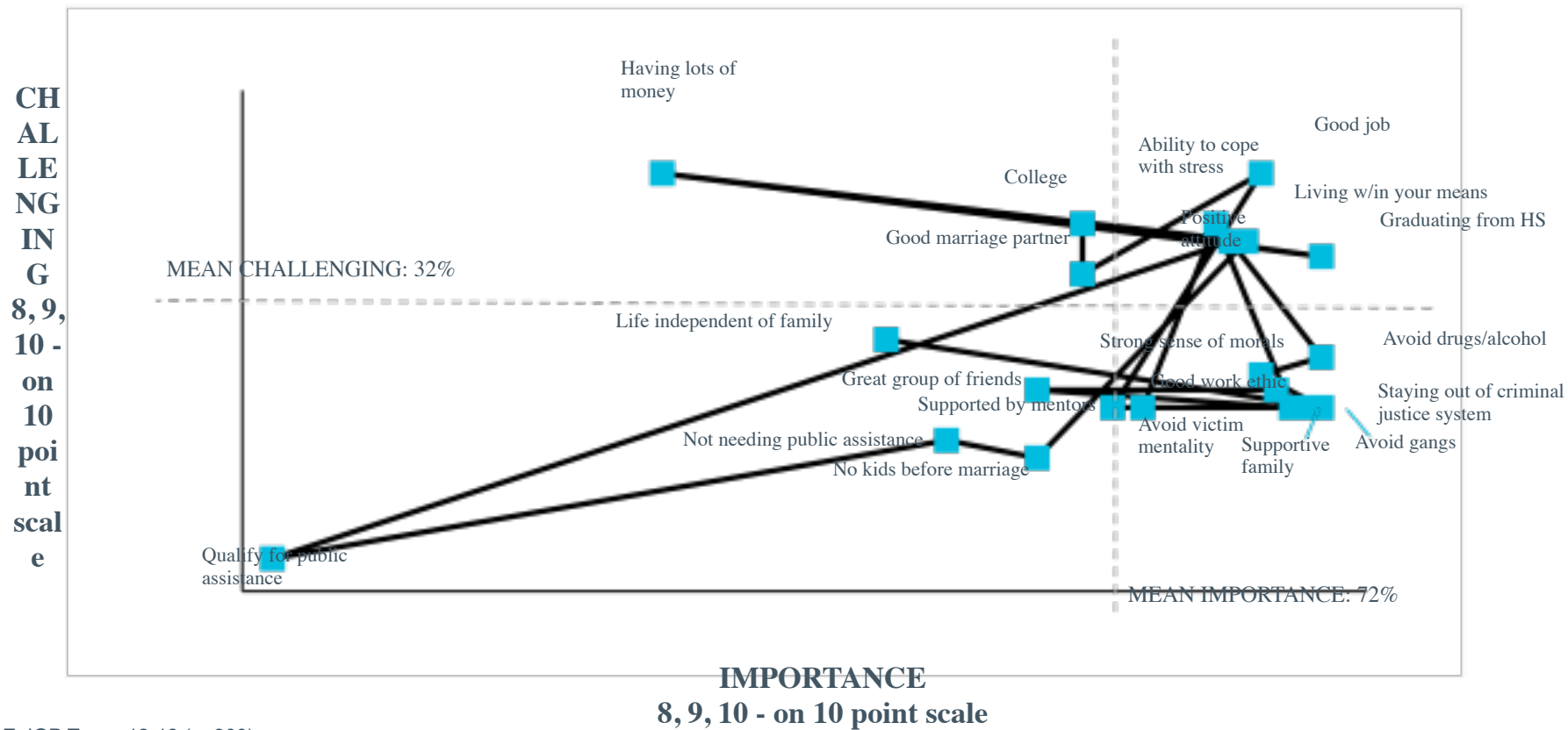
IMPORTANCE
8, 9, 10 - on 10 point scale



Success Attributes: Importance vs. Challenging



IGP Teens
12-18



Success Attributes: Importance vs. Challenging

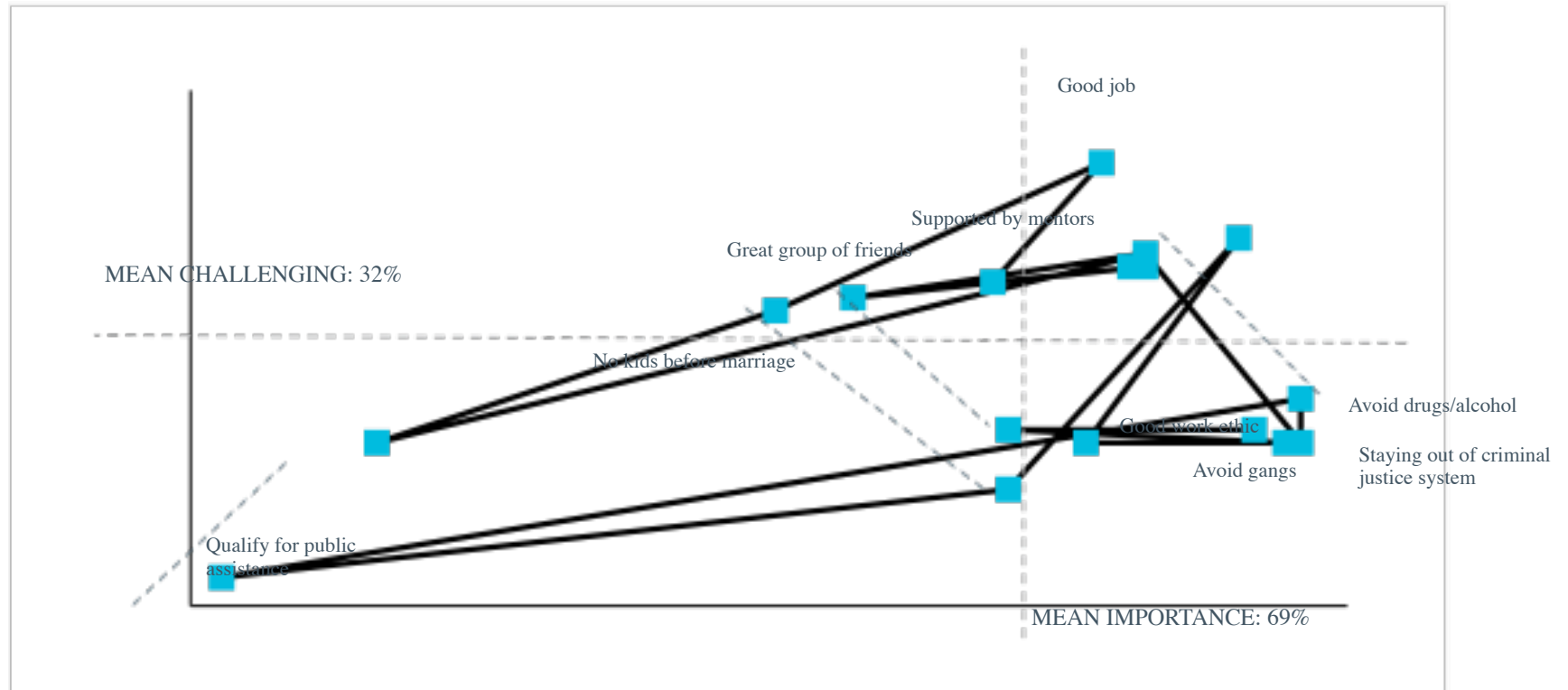


IGP
Parents



Total IGP Teens
12-18

CHALLENGING
8, 9, 10 - on 10 point scale



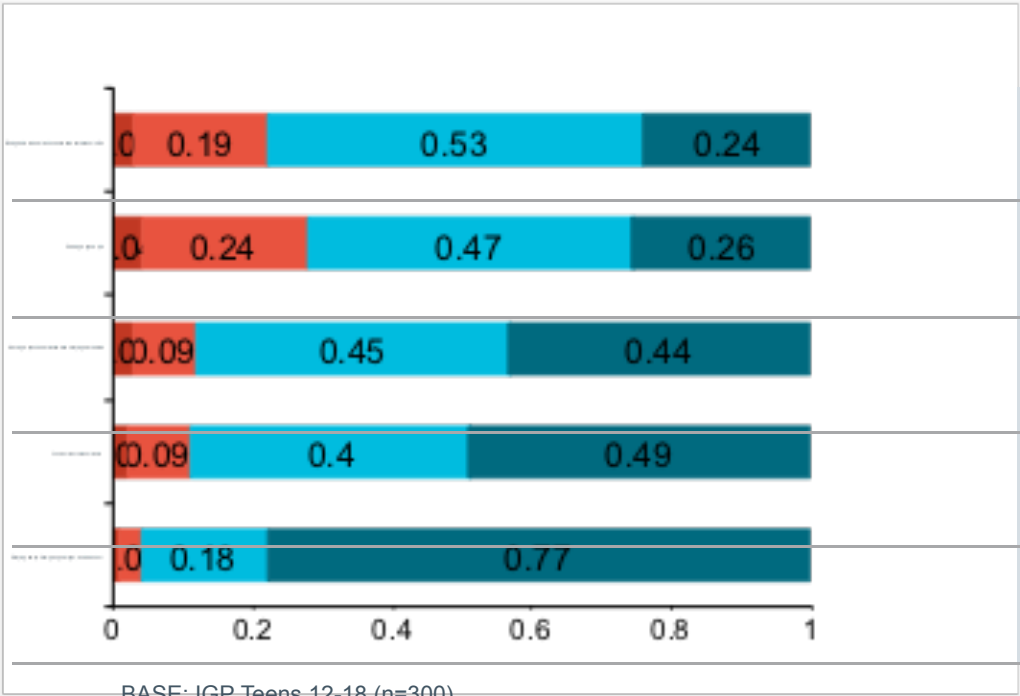
IMPORTANCE
8, 9, 10 - on 10 point scale



Perception of IGP Teens: *Feelings of Preparedness*



How Prepared Do you Feel?



BASE: IGP Teens 12-18 (n=300)

Q220. How prepared do you feel to handle each of the following?

Best Able to Help You Prepare

	My parents	My brothers/sisters	Other family members	My teachers/school	My friends	Religious leaders	Other adults/mentors	Myself
Scenario 1	78%	39%	47%	44%	45%	21%	29%	18%
Scenario 2	69%	24%	27%	60%	26%	5%	19%	21%
Scenario 3	75%	34%	42%	43%	38%	20%	30%	19%
Scenario 4	67%	17%	29%	40%	15%	10%	25%	24%
Scenario 5	78%	30%	43%	29%	37%	17%	27%	14%

Perception of IGP Families: *Dreams for Teens*



What is your biggest dream for [your children/yourself]?

IGP Parents

IGP Teens
12-18

Personal (Net)

66%

30%

Mind & spirit (happy, strength of character, confidence, good life, meaningful experiences)

35%

5%

Reach their potential / make the most of talent / follow dreams

20%

1%

Successful - General

18%

3%

Health / Physical fitness

7%

1%

Do better than I did

7%

-

Make a difference in the world / help people

3%

12%

Provide for family

2%

7%

Educational (Net)

30%

32%

Higher education / get a degree

21%

15%

Doctoral degree

3%

14%

Financial (Net)

28%

26%

Reliable/Stable income

9%

7%

BASE: IGP Parents (n=703), IGP Teens 12-18 (n=300)

Q800. In a couple of sentences, please describe what is your biggest dream for your [children/yourself] when [they/you] grow up? What do you hope [they/you] will be able to do or become?

Not have to struggle with poverty / no anxiety over money

9%

5%



Dream Job

In their own words ...



IGP Teens
12-18

"I want to be an author and illustrator when I grow up. I hope to write and illustrate books and make a good living."

- Teen, 12-15 years old

"My biggest dream is to become an NBA basket ball player, so I can take care of my family where they are not struggling from pay check to pay check."

- Teen, 16-18 years old

"I hope to become a homicide detective. I will go to college because my mom says it is necessary to have a degree. I hope to be financially secure and not struggle to pay my bills like my parents do."

- Teen, 12-15 years old

"I hope to be a pharmacist. I always love to help people when I can. I see myself as a caring and selfless person."

- Teen, 12-15 years old

"I want to be a photographer. Doesn't matter what kind but I love taking photos of many things."

- Teen, 16-18 years old

"I would like to be a paleontologist. I like dinosaurs and I want to dig them up. They are my favorite animal."

- Teen, 12-15 years old

"I want to become a musician. I used to want to go into the military and was in ROTC for over 2 years but then I started learning to play guitar and write music and now that's what I want to do. I want to be financially secure, own a home and a nice car, maybe even buy a house for my Mom and Step-Dad and my Dad and Step-Mom if I were to make it big."

- Teen, 16-18 years old